

# TABLE PRO<sup>®</sup>

## Fact Sheet

### TECHNICAL DATA

	TABLE PRO LINEAR		TABLE PRO RADIAL	
Product	9215	with lamp base	9216	with lamp base
	9217	with clamp	9218	with clamp
	9219	through desk	9220	through desk
Colours	01 black   02 white   23 aluminium			
Dimensions	Height:		300 mm – 900 mm	
	Radius:	100 mm – 800 mm	Radius:	100 mm – 700 mm
	Lamp base: (W × D × H):	250 mm × 250 mm × 8 mm	Lamp base: (Ø):	270 mm × 8 mm
	Clamp (B × T × H):		90 mm × 75 mm × 100 mm	
	Pin (Ø):		90 mm	
Material	Aluminium, zinc, steel (lamp base), glass, plastic			
Weight	9215: 6,5 kg   9217 and 9219: 2,5 kg		9216: 5 kg   9218 and 9220: 2 kg	
Energy efficiency	This product contains (a) light source(es) with the energy efficiency class(es) Light source no. 16684, energy efficiency class D (Reg. 880999)			
Protection type	IP 20			
Protection class	III ⚡			
<b>Illuminants</b>				
LEDs	2 cold white & 2 warm white LEDs			
Power consumption	10,5 W**			
Nominal luminous flux	neutral white 680 lm*   Boost 900 lm**			
Light intensity	neutral white 566 cd*   Boost 746 cd**			
Illuminance	1,000 lux at a height of 75 cm			
Luminous efficiency	neutral white 73 lm/W*   Boost 75 lm/W**			
Colour temperature (CCT)	2.700 K <-----> 6.500 K			
Colour reproduction index	≥ 80			
Operating temperature on lamp head	≤ 40°C at 25°C ambient temperature			
Burning life	over 50,000 hours			
Standby consumption	≤ 0,5 W			
Nominal voltage	12–14 V DC			
Protection class	II ☑			
<b>VITACORE<sup>®</sup></b>				
Operation	via VITACORE <sup>®</sup> electronics or app			
Light intensity setting	stepless up to 1,000 lux			
Setting of light colour	stepless between 2,700 and 6,500 Kelvin			
Boost function	for maximal cold white lighting at 1,000 lux			
USB charging ports	2 ports			
Touch panel	made of glass			
<b>Power supply unit</b>				
Desktop power supply	Europlug & BS 1363 (British 3-pin) plug			
AC cable length	1,2 m			
DC cable length	1,8 m			
Nominal voltage	100–240 V, 50–60 Hz			
Power consumption	1,5 A			
Output	max. 12 V, 48 W, 4 A DC			

# TECHNICAL VIEW

TABLE PRO LINEAR  
BASE  
9215

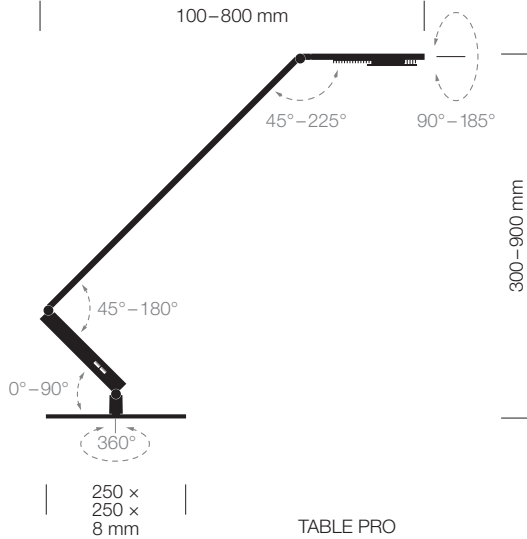


TABLE PRO RADIAL  
BASE  
9216

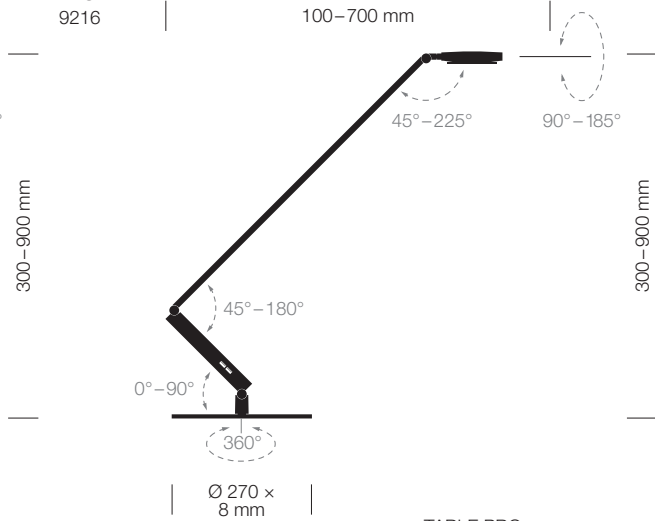


TABLE PRO  
CLAMP  
9217 LINEAR  
9218 RADIAL




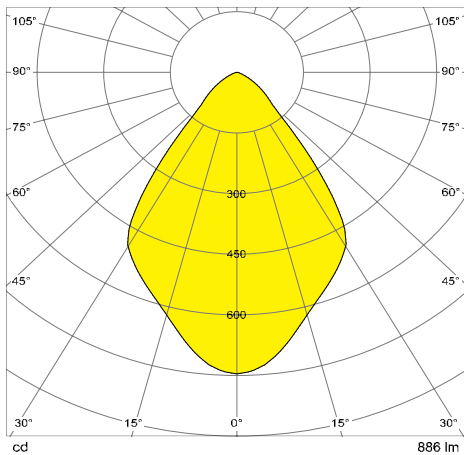
TABLE PRO CLAMP (9217)  
The clamp of LUCTRA® TABLE PRO allows the lamp to be attached to table thickness up to 78 mm. It allows wall mounting, too.

TABLE PRO  
PIN  
9219 LINEAR  
9220 RADIAL



TABLE PRO PIN (9219)  
The LUCTRA® TABLE PRO pin holds the lamp firmly in hole throughputs between 20 and 80 mm. With integrated cable management.

# LIGHT DISTRIBUTION CURVE



Free download at [www.luctra.eu](http://www.luctra.eu)

## LUCTRA

LUCTRA® is a brand of  
DURABLE · Hunke & Jochheim GmbH & Co. KG  
Westfalenstraße 77-79 · 58636 Iserlohn  
Postfach 1753 · 58634 Iserlohn  
Tel.: +49 23 71 6624 45  
info@luctra.eu · www.luctra.eu