

VITAWORK® TWIN


Fact Sheet

TECHNICAL DATA

VITAWORK® TWIN 12			
Colours	Metallic Silver/Black (similar RAL 9006 / 7021)		
Dimensions	Height:	2,040 mm	
	Luminaire head (W x D x H):	542 mm x 370 mm x 32,5 mm	
	lamp base:	550 mm x 486 mm x 12 mm	
	Ceiling height clearance:	> 2 m	
Weight	29 kg		
Lamp base	H-shaped		
Material	Aluminium, Steel (lamp base), Plastic (touch panel & side caps)		
Energy efficiency	A++		
Protection type	IP 20		
Protection class	I ⚡		
Illuminants			
Fitted with	LED		
Power consumption	112 W		
Light distribution	asymmetric		
Nominal luminous flux direct	2 x 2,000 lm		
Nominal luminous flux indirect	2 x 10,000 lm		
Nominal luminous flux	2 x 12,000 lm		
Luminous efficiency	>135 lm/W		
Colour temperature (CCT)	4,000 K		
Colour tolerance	< 3 SDCM		
50,000 h	L85B10		
UGR	< 16		
Colour reproduction index	> 80		
Plug	Kettle plug + EU/CH/UK - Plug		
Cable length	3 m		
Standby consumption	≤ 0,5 W		
VITACORE®			
Operation	via VITACORE® electronics and sensors		
Light intensity setting	Seamless or in five steps direct & indirect dimming via the touch panel		
Sensors	Infrared Presence Sensor & Luminosity Sensor		
Two heads	each lamp head can be controlled separately via a own touch panel		
Article overview			
Article number	Luminaire	Plug	Control
9284-140	VITAWORK® TWIN 12 Asym. PIR KP	Kettle plug	Dimmable plus sensors

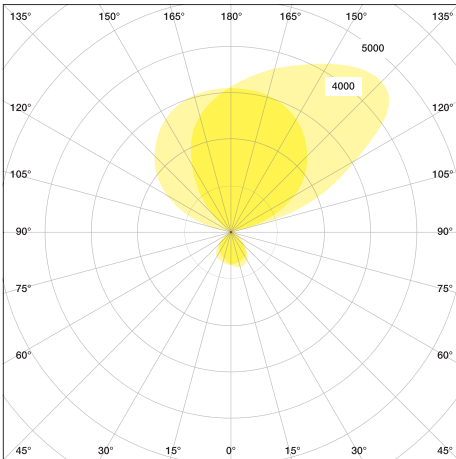


TECHNICAL VIEW

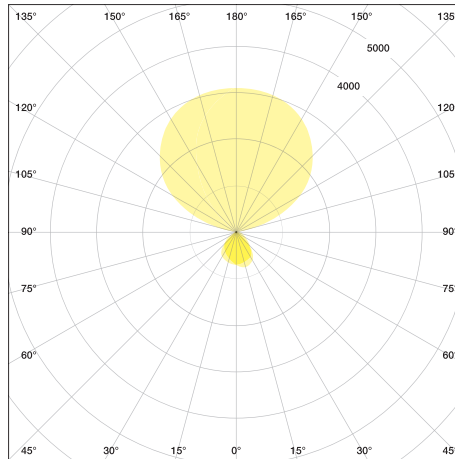


LIGHT DISTRIBUTION CURVE

VITAWORK®



VITAWORK®



Free download at www.luctra.eu



LUCTRA® is a brand of
DURABLE · Hunke & Jochheim GmbH & Co. KG
Westfalenstraße 77-79 · 58636 Iserlohn
Postfach 1753 · 58634 Iserlohn
Tel.: +49 23 71 6624 45
info@luctra.eu · www.luctra.eu